



SW1 Lite

Digital Signage



Data Sheet

- Stunning 4K resolution and vibrant display colors enhance visuals, making it ideal for versatile scenarios.
- Sleek, one-piece design incorporates a unique heat dissipation system, ensuring reliable 24/7 operation.
- Built-in Android with various connectivity options, including HDMI input and multiple interfaces.
- Easily create various split-screen layouts to display multiple content sources simultaneously.



SW1 Lite Specifications

Display

Model	LE043MD	LE050MD	LE055MD	LE065MD
Diagonal Size(HxV, mm)	43" (941 x 529)	50" (1096 x 616)	55" (1210 x 680)	65" (1428 x 803)
Brightness	500cd/m2			
Contrast Ratio	1200: 1			
Backlight	D-LED			
Resolution	3840x2160			
Aspect Ratio	16:9			
Response Rate	8ms (typ.)			
Viewing Angle	89/89/89/89 (Typ.)(CR≥10)			
Display Colors	1.07B(10bit)			
Life Time	30,000 Hrs (min.)			

Android

Android Version	Android 11		
RAM/ROM	DDR4 4GB & EMMC 32GB		
CPU/GPU	4*Cortex-A55 Mali G52-MP2		
UI Resolution	3840 * 2160 (pixels, RGB)		
Interfaces (Built-in)	DC	1	
	LAN	RJ45*1 (10M/100M/1000M)	
	Bluetooth	5.4	
	USB OTG	1	
	USB3.0	1	
	HDMI IN	1	
	TF card	1	
	Line out	1	
	Speakers	10W x2	
	WIFI	IEEE 802.11a/b/g/n/ac/ax Dual Band 2.4/5GHz	

Environmental Conditions

Working Temperature	0°C ~ 45°C
Storage Temperature	-10°C ~ 55°C
Working Humidity	20% ~ 80%
Storage Humidity	20% ~ 90%



SW1 Lite Specifications

Physical Specifications

Model	LE043MD	LE050MD	LE055MD	LE065MD
Net Weight(kg)	10	14	16	23
Gross Weight (with wall mount) (kg)	13	17	19	26
Product Size(mm)	957*557*94	1111*644*74	1226*709*74	1446*830*79
Packing Size(mm)	1030*650*115	1190*750*125	1320*805*130	1535*1100*127

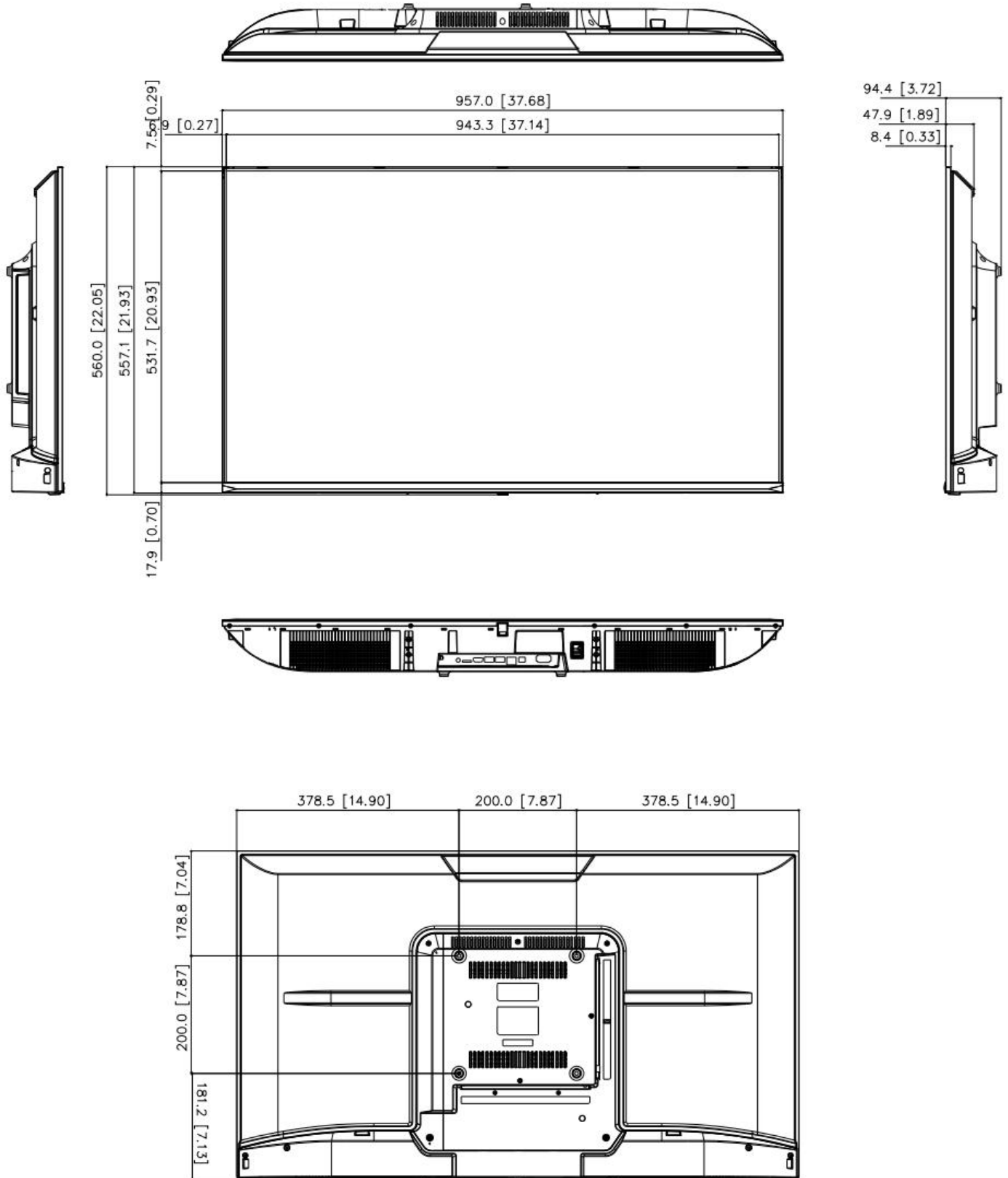
Power

Model	LE043MD	LE050MD	LE055MD	LE065MD
Rated Power Consumption (Without OPS)	≤120W	≤120W	≤160W	≤200W
Power Input	100V~240V AC			
Standby Power	≤0.5W			

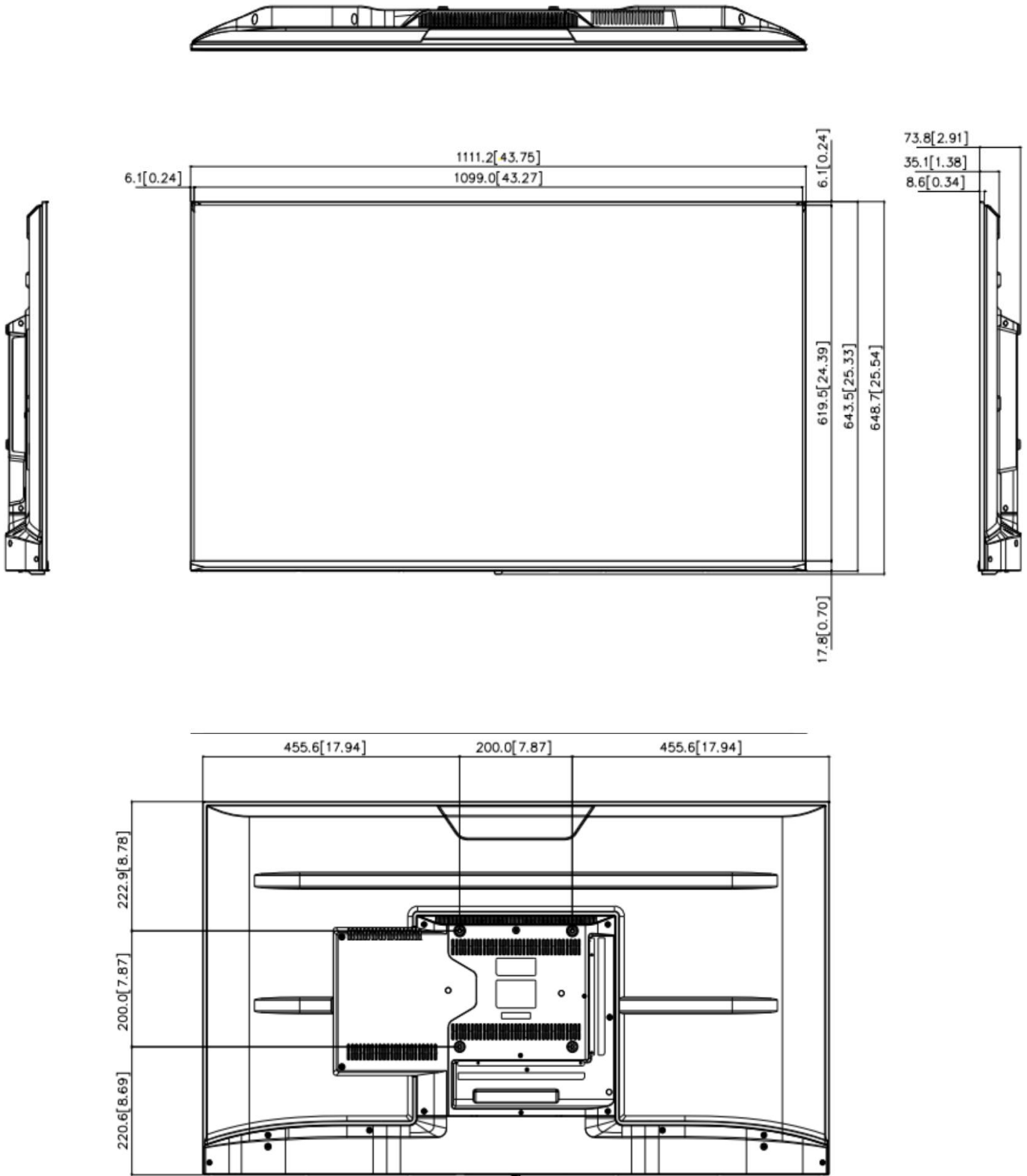




SW1 Lite 43inch Dimensions (mm)

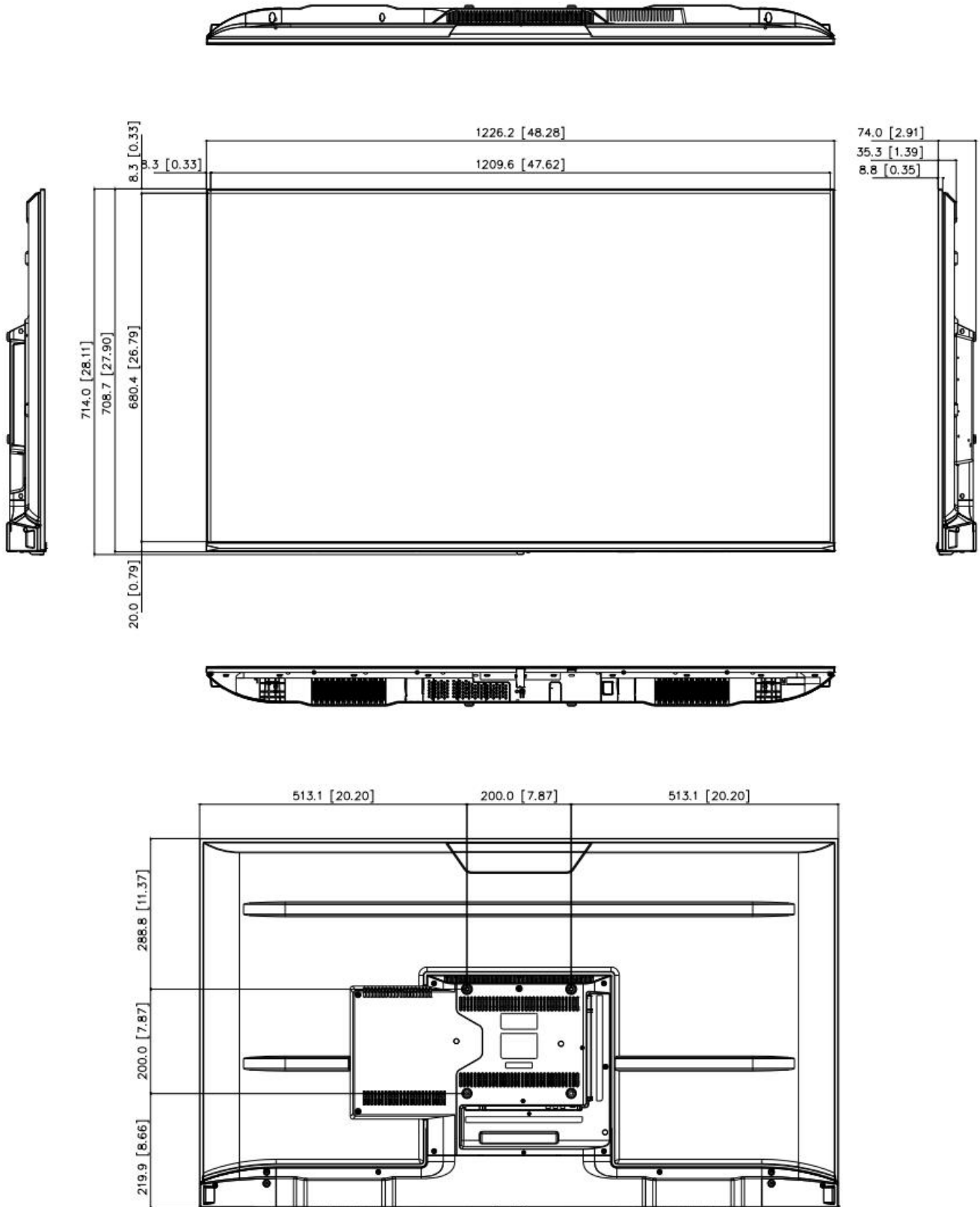


SW1 Lite 50inch Dimensions (mm)





SW1 Lite 55inch Dimensions (mm)





SW1 Lite 65inch Dimensions (mm)

